

Long Reach PoE Extender

DA-LP1101R/T

- Up to 500m PoE transmission between devices using UTP cable
- Up to 700m DATA transmission between equipments using UTP cabling
- Plug-and-play without any required PC setting
- Supports 1Gbps / IEEE802.3at for PoE Injector
- Supports 1Gbps / IEEE802.3at / 100m for PoE Repeater
- Supports 10 / 100Mbps for Long Reach PoE extender

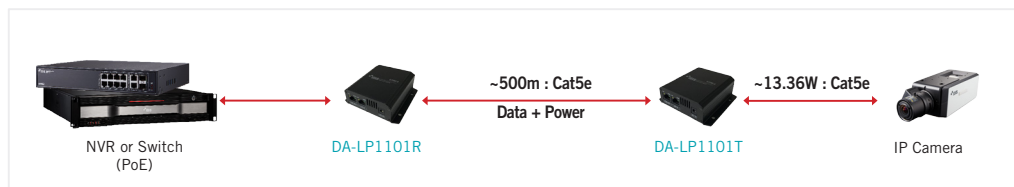


Data and Power Transmission at Ranges Up to 500 Meters

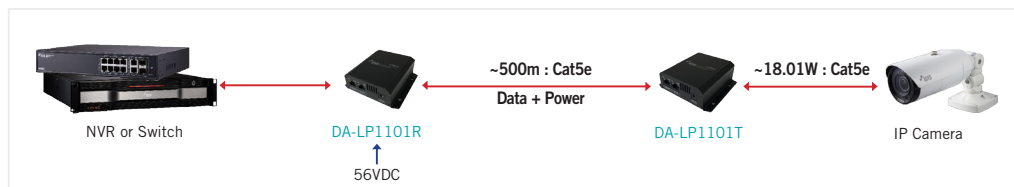
The IDIS Long Reach PoE Extender is a long distance networking-specific solution that supports Ethernet connections up to 500 meters. This versatile connector empowers integrators and end users to establish networks beyond the limitations of common cables requiring repeater connections every 100 meters. By connecting a network video recorder (NVR) and camera with the IDIS Long Reach PoE Extender, users can now build a network without multiple separate repeater connections, enabling cost savings and simplifying network environments.

IDIS Long Reach PoE Installation

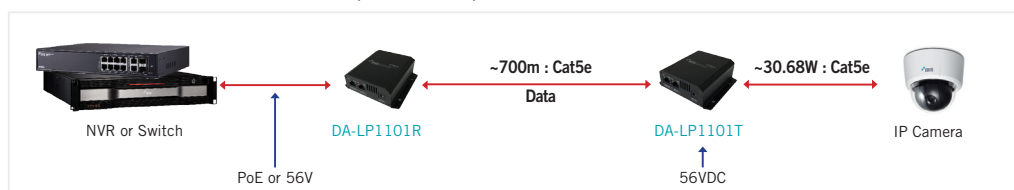
1. Installation with PoE NVR or Switch



2. Installation with External DC Power (DA-LP1101R)



3. Installation with External DC Power (DA-LP1101T)

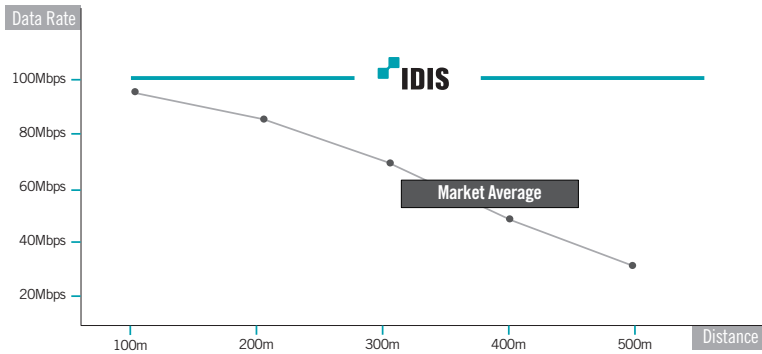


4. Installation for PoE Repeater



5. Installation for PoE Injector







100Mbps of Seamless Transmission

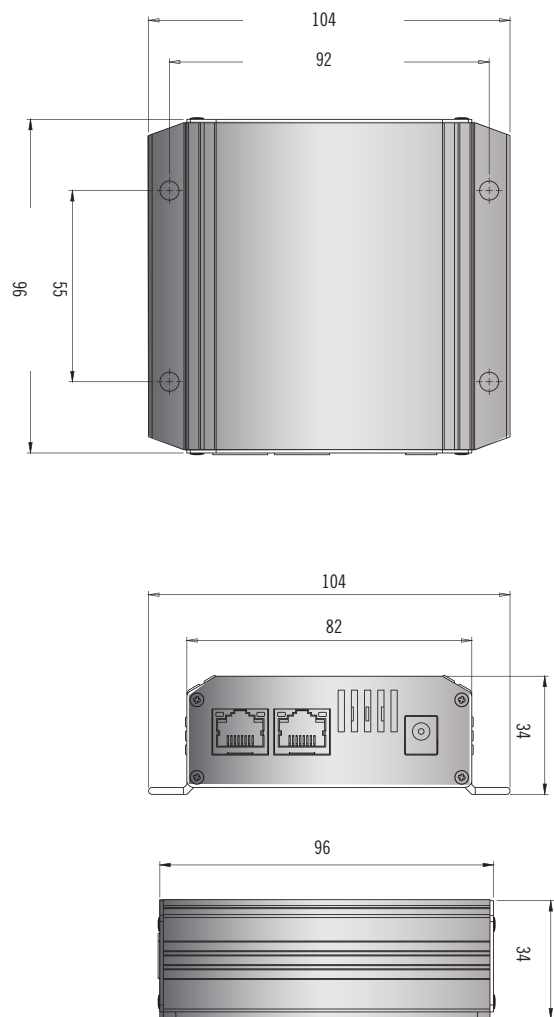
Even over a range of 500 meters, the IDIS Long Reach PoE Extender will maintain network speeds of 100Mbps.

SPECIFICATIONS

	DA-LP1101R	DA-LP1101T
		
PoE INJECTOR / REPEATER FUNCTION		
Port	RJ45 x 1 with PD RJ45 x 1 with PSE	-
Connectivity	RJ45, Auto-MDI / MDI-X Sensing	-
Power Input	IEEE 802.3at, 48 ~ 56V DC	-
Power Output	Max. 720mA	-
PoE Standard	IEEE 802.3at PD IEE 802.3at PSE	-
PSE Budget	Up to 30W	-
Speed	10 / 100 / 1000Mbps	-
LONG REACH PoE EXTENDER FUNCTION		
Port	RJ45 x 1 with PD RJ45 x 1 with PSE	-
Connectivity	RJ45, Auto-MDI / MDI-X Sensing	-
Power Input	IEEE 802.3at, 48 ~ 56V DC	-
Power Output	Max. 720mA	-
PoE Standard	Up to 30W (Depending on Cable Distance and Power Input)	-
PSE Budget	UTP CAT5E or Above	-
Speed	10 / 100Mbps	-
LEDs AND BUTTON		
Link Status LED	2 Yellow LED (Link / Activity LED per Ethernet Port)	-
PoE Status	1 Green LED (PSE LED)	-
Reset Button	None	-
Power LED	1 Green LED	-
ETC		
Dimensions (W x H x D)	102mm x 34mm x 96mm (4.0" x 1.3" x 3.7")	
Unit Weight	226g (0.49lb)	
Operating Temperature	-10°C ~ 50°C (14°F ~ 122°F)	
Operating Humidity	0% ~ 90%	
Approvals	KC, CE, FCC	

DIMENSIONS

(Unit - mm)



IDIS PERFORMANCE	Distance	Data Rate	DA-LP1101T IEE802.3at PoE Output Capability (Using UTP CAT5E Cable)		
			DA-LP1101R with IEEE 802.3at	DA-LP1101R with 56V DC Input	DA-LP1101T with 56V DC Input
	100m	100Mbps	19.65W	27.80W	30.68W
	200m	100Mbps	18.28W	25.57W	30.68W
	300m	100Mbps	16.81W	23.24W	30.68W
	400m	100Mbps	16.00W	20.85W	30.68W
	500m	100Mbps	13.36W	18.01W	30.68W
	600m	100Mbps			30.68W
	700m	100Mbps			30.68W