



For sophisticated settings

The visible elements of the MPS are reduced to a minimum. Because the control system and drive are fully integrated, users only see the movable stainless steel cylinder and the barrier element. As a result, the MPS is the ideal choice for sophisticated settings with low to medium visitor frequencies – for museums, exhibition rooms and modern offices.

Despite its minimalist design, the MPS offers extremely flexible use. Its wide opening angle of 300° and bidirectional operation enable the implementation of access and exit control with a

single barrier. The combination of two MPS units also allows a wider passage to be set up for wheelchair users and the transport of materials.

The sensitive impact detection of the innovative MHTM™ drive always ensures maximum personal safety. The opening and closing speeds can be adapted to the particular intended purpose. The barrier itself can consist of stainless steel tubing, a safety glass wing or customer-specific materials.



Versatile design

Development of the MPS focused on its use in sophisticated settings. The reduced design of the MPS offers simple integration in modern office buildings, museums and exhibition rooms.




Innovative drive technology

The MHTM™ drive unit operates without maintenance, energy-efficiently and quietly. Sensitive impact detection ensures maximum personal safety.



Secure interlocking

An electromagnetic toothed coupling prevents the barrier from being pushed out of its end position or moved against the selected direction of passage.



Easily accessible components

All the control and drive components necessary for operation are accommodated in the stainless steel cylinder – considerably simplifying commissioning and maintenance.

MPS






Wing gate

- > Compact accommodation of drive and control system in stainless steel cylinder
- > Flexible integration of customer-specific barrier elements
- > Low impact forces for maximum personal safety
- > Freely rotating in case of power failure
- > As a double door, suitable for wheelchairs, bicycles and the transport of materials
- > Designed for 10 million opening and closing cycles



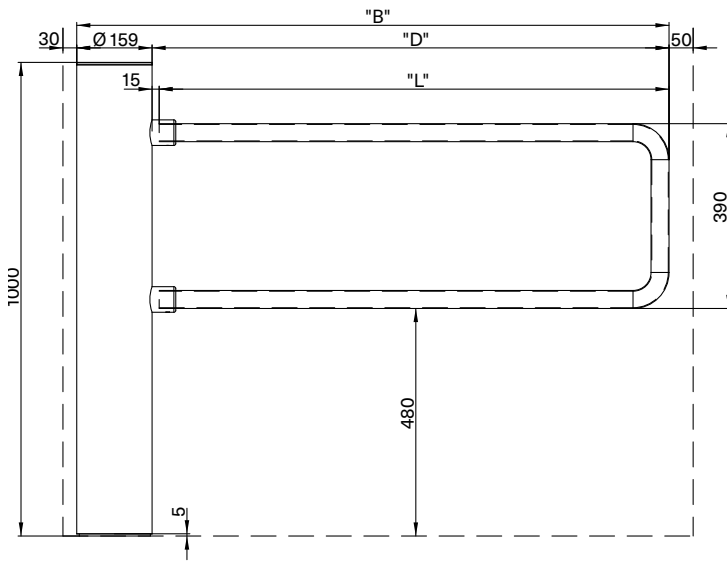
Technical data	MPS
Passage width	max. 1800 mm with barrier tubes, max. 926 mm with glass wing
Opening/closing time	1.5–4 s, depending on dimensions of barrier element
Opening angle	Adjustable from 0 to 300°
Drive technology	MHTM™
Voltage	110–240 VAC, 50/60 Hz
Power consumption	max. 45 W
Duty cycle	100 %
Housing material	Stainless steel V2A
Housing height	1000 mm
Housing diameter	159 mm
Enclosure rating	IP 44
Temperature range	-25 to +45°C (with activated static heating system)

Options	
Barrier elements	Stainless steel tubes; stainless steel tubes with inlay; glass wing made of tempered safety glass, laminated safety glass or acrylic glass; customer-specific barrier elements
Approvals	Approved for escape and rescue routes
Expansions	Railings, railings with glass sheet, railings with knee rail

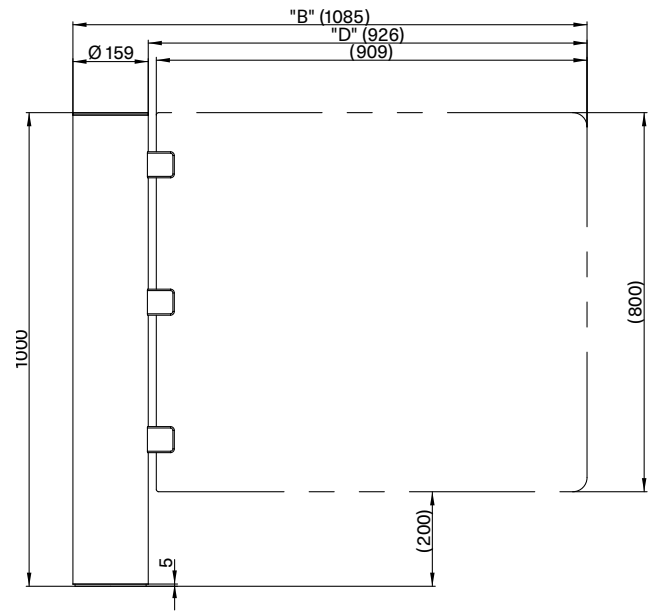
Potential applications				
				

Dimensional drawings

MPS 122 with barrier tubing

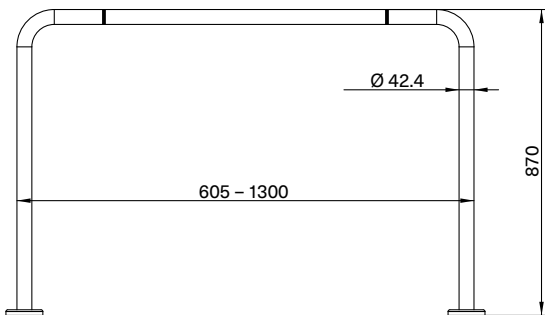


MPS 122 with glass wing

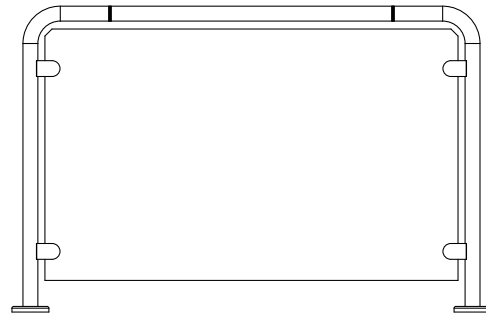


Railings

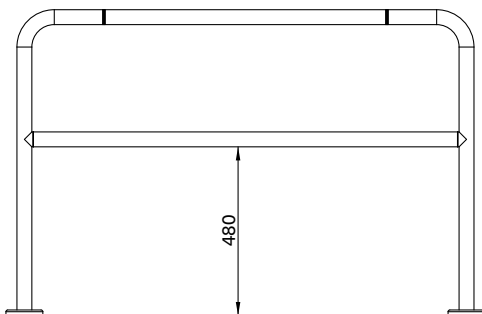
Railings



Railings with glass sheet




Railings with knee rail



Railings from below




Railings from above



Access to Progress

Magnetic stands for pioneering products – in every way. Our access control systems for vehicles or pedestrians clear the way for thousands of people every day – at car parks, toll gates, stations, airports and in buildings. Our technology is also pioneering, however: with innovative drives, intelligent control systems and well thought-out details it provides maximum safety and longevity. Are you also on the path to Magnetic?



Vehicle barriers

Access barriers
Parking barriers
Toll barriers
Special barriers



Pedestrian gates

Turnstiles
Swing gates
Tripod gates
Retractable gates
Wing gates



Terminals

Cars
Trucks

Germany
MAGNETIC AUTOCONTROL GMBH
Grienmatt 20
79650 Schopfheim
Phone +49 7622 695-5
Fax +49 7622 695-800
E-mail info@magnetic-germany.com

Australia
MAGNETIC AUTOMATION PTY LTD
38 Metrolink Circuit
Campbellfield, VIC 3061
Phone +61 3 9339 2900
E-mail info@magnetic-oz.com

Brazil
MAGNETIC AUTOCONTROL LTDA
Av. Salim Antônio Curiati, 136
04690-050 – São Paulo
Phone +55 11 5660 8500
E-mail info@magnetic-br.com

China
MAGNETIC CONTROL SYSTEMS CO., LTD
No. 3 Building, No. 51
Lane 1159, Kang Qiao (East) Road
Kang Qiao Industrial Zone, Shanghai
Phone +86 21 68182970
E-mail info@magnetic-cn.com

France
FAAC FRANCE
377 Rue Ferdinand Perrier
69808 St Priest Cedex
Phone +33 4 72 21 86 89
E-mail info@magnetic-fr.com

India
MAGNETIC AUTOCONTROL PVT LTD.
PRS Centre
Plot No. 373 to 376, 2nd Floor (West Wing)
1st Cross Street, Nehru Nagar
Old Mahabalipuram Road
Kottivakkam (Opp Rayala Technopark, Perungudi)
Chennai 600041
Phone +91 44 421 23297
E-mail info@magnetic-india.com

Middle East
FAAC MIDDLE EAST FZE
Dubai Silicon Oasis
PO Box 54886
Dubai
United Arab Emirates
Phone +971 4 3724193
E-mail info@magnetic-uae.com

N. and S. America (excl. Brazil)
FAAC INTERNATIONAL, INC
3160 Murell Road
Rockledge, FL 32955
USA
Phone +1 321 635 8585
E-mail info@magnetic-usa.com

Scandinavia
FAAC NORDIC AB
Box 125
284 22 Perstorp
Sweden
Phone +46 435 77 95 03
E-mail info@magnetic-nordic.com

Southeast Asia
MAGNETIC CONTROL SYSTEMS SDN. BHD
No. 17, Jalan Anggerik Mokara 31/54
Taman Perindustrian Kota Kemuning
40460 Shah Alam
Selangor Darul Ehsan
Malaysia
Phone +60 3 5123 0033
E-mail info@magnetic-malaysia.com